

Rush and setup

xStage S1



xStage S1 is a high-tech platform system featuring a quick release scissor leg mechanism. The height of the platform is quickly and simply adjusted without the use of any tools.

The stage is constructed from a lightweight aluminium profile with additional steel components for durability. The plywood deck is available in indoor and outdoor (water resistant) versions.



S1 xSTAGE

Anti-slip plywood (Outdoor use). Due to the natural condition of plywood, the deck shade/colour may vary.

S1 xSTAGE LOADING TABLE

dimensions		2000 x 1000 mm	78.74" x 39.37"	2000 x 1000 mm	78.74" x 39.37"	2000 x 1000 mm	78.74" x 39.37"	2000 x 1000 mm	78.74" x 39.37"
height	adjustable up to:	400mm	15.75"	600 mm	23.62"	800 mm	31.5"	1000 mm	39.37"
max. load		750 kg/m²	153.6 lbs/Ft²	750 kg/m²	153.6 lbs/Ft²	750 kg/m²	153.6 lbs/Ft²	750 kg/m²	153.6 lbs/Ft²
top		plywood: wooden indoor anti-slip outdoor		plywood: wooden indoor anti-slip outdoor		plywood: wooden indoor anti-slip outdoor		plywood: wooden indoor anti-slip outdoor	

* Due to natural condition of plywood, the deck shade / colour may vary.

S1 xSTAGE

dimensions	2000 x 1000 mm	78.74" x 39.37"
height	adjustable steps: 400 mm 600 mm 800 mm 1000 mm	15.75" 23.62" 31.50" 39.37"
max. load	750 kg/m²	153.6 lbs/Ft²
top	plywood: 22 mm	0.87"
weight	63 kg	138.9 lbs
storage height	200 mm	7.87"
platform material	wooden and anti-slip outdoor	



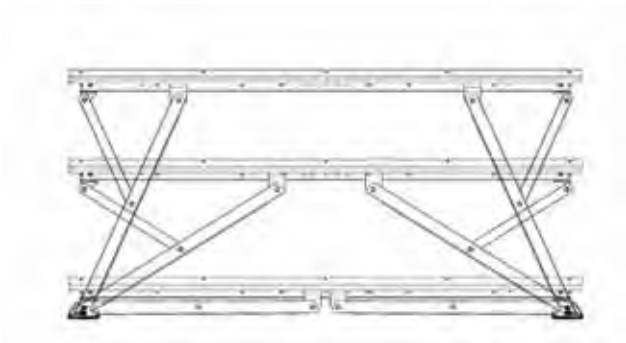
S1 ALUMINIUM PROFILE

High-tensile aluminium profile.



S1 xSTAGE

Wooden top (Indoor use).



xSTAGE S1

Adjustable height from 400, 600, 800, 1000 mm (15.75", 23.62", 31.5", 39.37")



S1 STAGE CONNECTOR

Universal stage connector for S1, S3, S4 and S8 decks.



Rush and setup xStage Accessories

Milos range of xStage accessories includes a comprehensive selection of parts to complement our standard stage products.

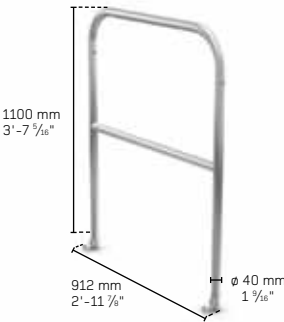
The following section includes our standard hand-rails, locking options, steps & storage carts to suit all your stage accessory needs. If you cannot find a part you are looking for, please contact our sales office for advice.



Suitable for **S1 / S3 / S8**

XSTAGE CONNECTOR

Universal stage connector for S1, S3, S8, S4 decks.

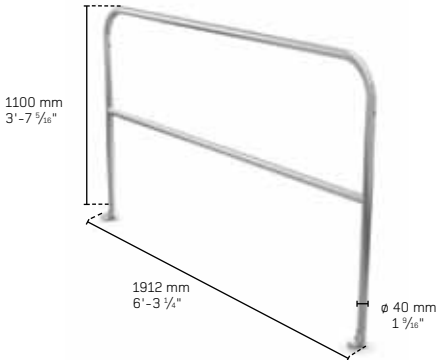


Versions available for **S1 / S3 / S8 ***

S1 GUARD RAIL 1000 mm [39.37"]

Made from aluminium 40 x 2 mm (1.57" x 0.08").
Powder coated version available on request.

* Please specify stage version when ordering.
** The guard rail height is measured from top deck.

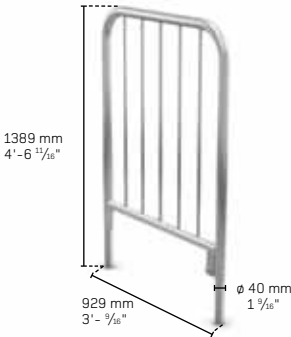


Versions available for **S1 / S3 / S8 ***

S1 GUARD RAIL 2000 mm [78.74"]

Made from aluminium 40 x 2 mm (1.57" x 0.08").
Powder coated version available on request.

* Please specify stage version when ordering.
** The guard rail height is measured from top deck.

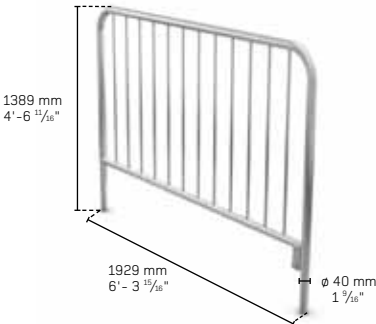


Versions available for **S1 / S3 / S8 ***

S8 HD GUARD RAIL 1000 mm [39.37"]

Made from aluminium 48 x 3 mm (1.89" x 0.11").
Powder coated version available on request.

* Please specify stage version when ordering.
** The guard rail height is measured from top deck.



Versions available for **S1 / S3 / S8 ***

S8 HD GUARD RAIL 2000 mm [78.74"]

Made from aluminium 48 x 3 mm (1.89" x 0.11").
Powder coated version available on request.

* Please specify stage version when ordering.
** The guard rail height is measured from top deck.



Versions available for **S1 / S3 / S8**

S1 GUARD RAIL CONNECTOR

Connector for guard rail reinforcement made from steel.



Versions available for **S1 / S3 / S8**

S1 GUARD RAIL CORNER CONNECTOR

Connector for guard rail reinforcement made from steel.



Versions available for **S3 / S8 ***

S3 TWO LEG CONNECTOR

Quick two leg clamp system made from aluminium and steel.

* Please specify stage version when ordering.



Versions available for **S3 / S8 ***

S3 FOUR LEG CONNECTOR

Quick four leg clamp system made from aluminium and steel.

* Please specify stage version when ordering.



Versions available for **S3 / S8 ***

S3 DECK ADAPTOR

Universal two deck adaptor for all legs.

* Please specify stage version when ordering.



Versions available for **S3 / S8 ***

S3 DECK ADAPTOR

Universal four deck adaptor for all legs.

* Please specify stage version when ordering.



Versions available for **S3 / S8**

S3 STANDARD LEG

Standard aluminium or steel leg with end cap.
Available in length: 200 - 1500 mm (7.87" - 59.06")



Versions available for **S3 / S8**

S3 ADJUSTABLE LEG

Standard aluminium or steel leg with end cap.
Available in length: 200 - 1500 mm (7.87" - 59.06")



Versions available for **S3 / S8**

S3 TELESCOPIC LEG

Aluminium telescopic leg with adjustable feet.
Available lengths:
500 - 700 mm (19.69" - 27.56")
700 - 1000 mm (27.56" - 39.37")
1000 - 1500 mm (39.37" - 59.06")



Versions available for **S3 / S8**

S3 WHEEL LEG

Aluminium leg with wheel suitable for mobile platforms.
Available in length:
200 - 1500 mm (7.87" - 59.06")



Detail view



Versions available for

S3 / S8

S3 CONNECTING PROFILE FOR SIDE

1000 mm / 2000 mm (39.37" / 78.74")
xStage locking extrusion, inserted into stage profile to align decks and in some situations reduce quantity of legs.



Versions available for

S1 / S3 / S8

S3 ALUMINIUM TRANSPORT CART

Transport cart for up to 10 vertical decks.



Versions available for

S1 / S3 / S8

TRANSPORT CART

Transport cart for up to 5 horizontal decks.



Versions available for

S1 / S3 / S8

STAIRS 600-1000 mm (23.62"-39.37")

Adjustable stairs with guard rails.
Maximum height 1000 mm (39.37").



Versions available for

S1 / S3 / S8

STAIRS 1000-1500 mm (39.37"-59.06")

Adjustable stairs with guard rails for.
Maximum height 1500 mm (59.06").



Versions available for

S1 / S3 / S8

S3 STAIRS

Low-cost stairs made from metal profile with wooden steps.

